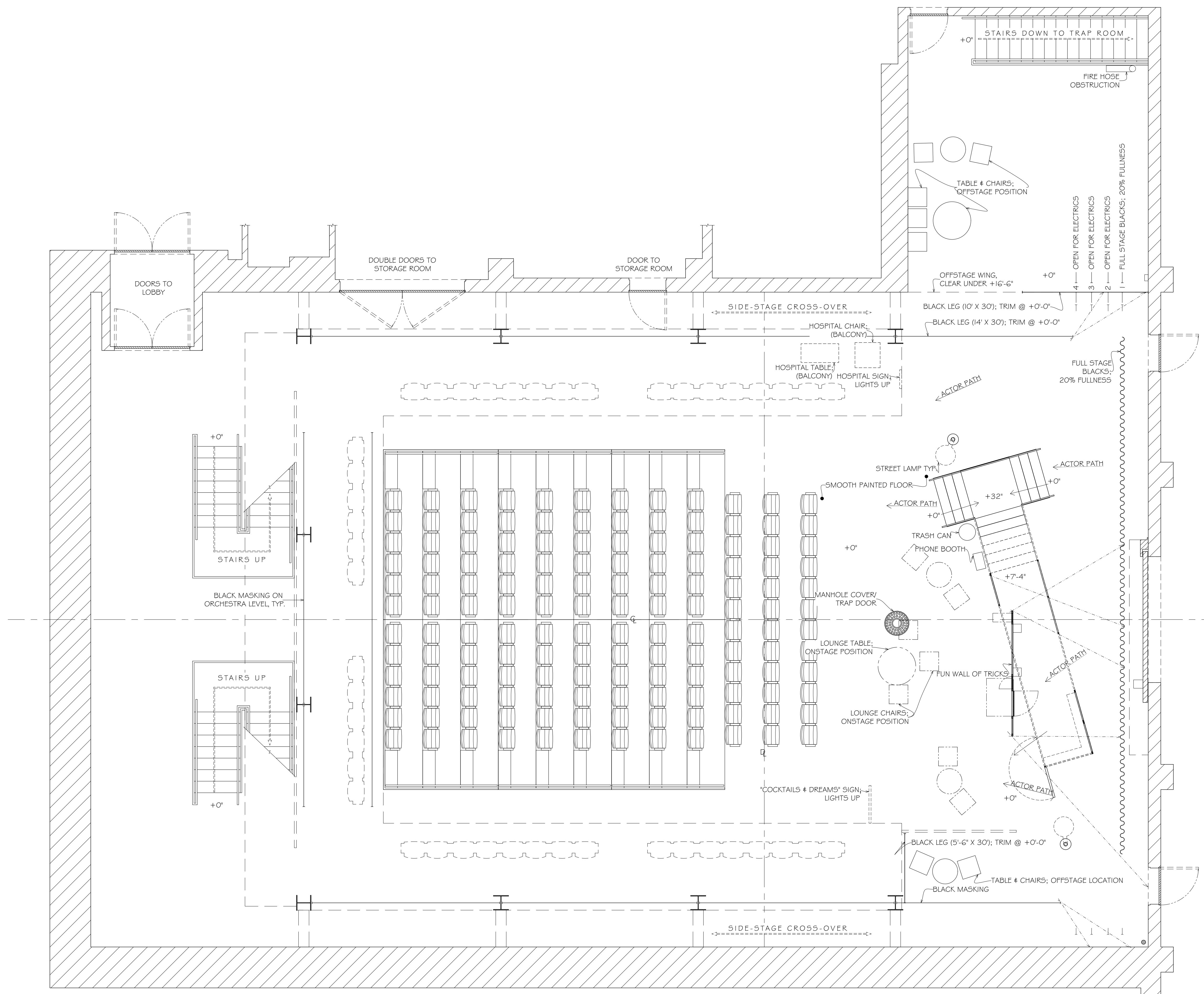




THE WELL OF
HORNING



ALL MATERIALS, CONSTRUCTION AND FINISHES MUST COMPLY WITH THE MOST STRINGENT APPLICABLE FEDERAL AND LOCAL SAFETY CODES.
THIS DRAWING AND ALL THE IDEAS, ARRANGEMENTS, DESIGNS AND PLANS CONTAINED HEREIN OR REPRESENTED THEREBY ARE OWNED AND REMAIN THE PROPERTY OF THE DESIGNER, AND HAVE BEEN CREATED AND DEVELOPED FOR USE ON, AND IN CONNECTION WITH, THE PROJECT SPECIFIED. NEITHER THIS DRAWING NOR ANY OF SUCH IDEAS, ARRANGEMENTS, DESIGNS OR PLANS SHALL BE APPROPRIATED BY OR DISCLOSED TO ANY PERSON, FIRM OR CORPORATION FOR ANY USE WHATSOEVER, EXCEPT BY SPECIFIC AND WRITTEN PERMISSION OF THE DESIGNER.
WRITTEN DIMENSIONS ON DRAWINGS SHALL HAVE AUTHORITY OVER SCALED CONSTRUCTORS AND MANUFACTURERS SHALL VERIFY AND BE RESPONSIBLE FOR ALL DIMENSIONS AND CONDITIONS ON THE JOB, AND SHALL INFORM THE DESIGNER OF ALL VARIATIONS FROM DRAWINGS PRIOR TO PERFORMING THE WORK. THE DESIGNER SHALL FIRST SEE AND APPROVE CONTRACTOR'S FULL-SIZE DETAILS BEFORE ANY FABRICATION IS BEGUN.
THESE DRAWINGS REPRESENT VISUAL CONCEPTS AND CONSTRUCTION SUGGESTIONS ONLY. THE DESIGNER AND HIS/HER EMPLOYEES AND ASSISTANTS ARE NOT QUALIFIED TO DETERMINE THE STRUCTURAL APPROPRIATENESS OF THESE DECISIONS, AND WILL NOT ASSUME RESPONSIBILITY FOR IMPROPER ENGINEERING, CONSTRUCTION AND/OR HANDLING OF THE SCENERY REPRESENTED HEREIN.

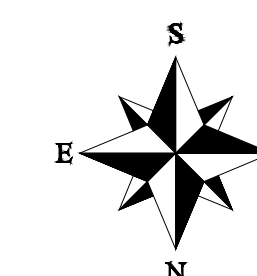
SCALE: 1/4" = 1'-0"
DRWG: RACHEL ROSE BURKE
DATE: 08/16/2021
REVISION(S): 08/28/2021

DRAWING TITLE

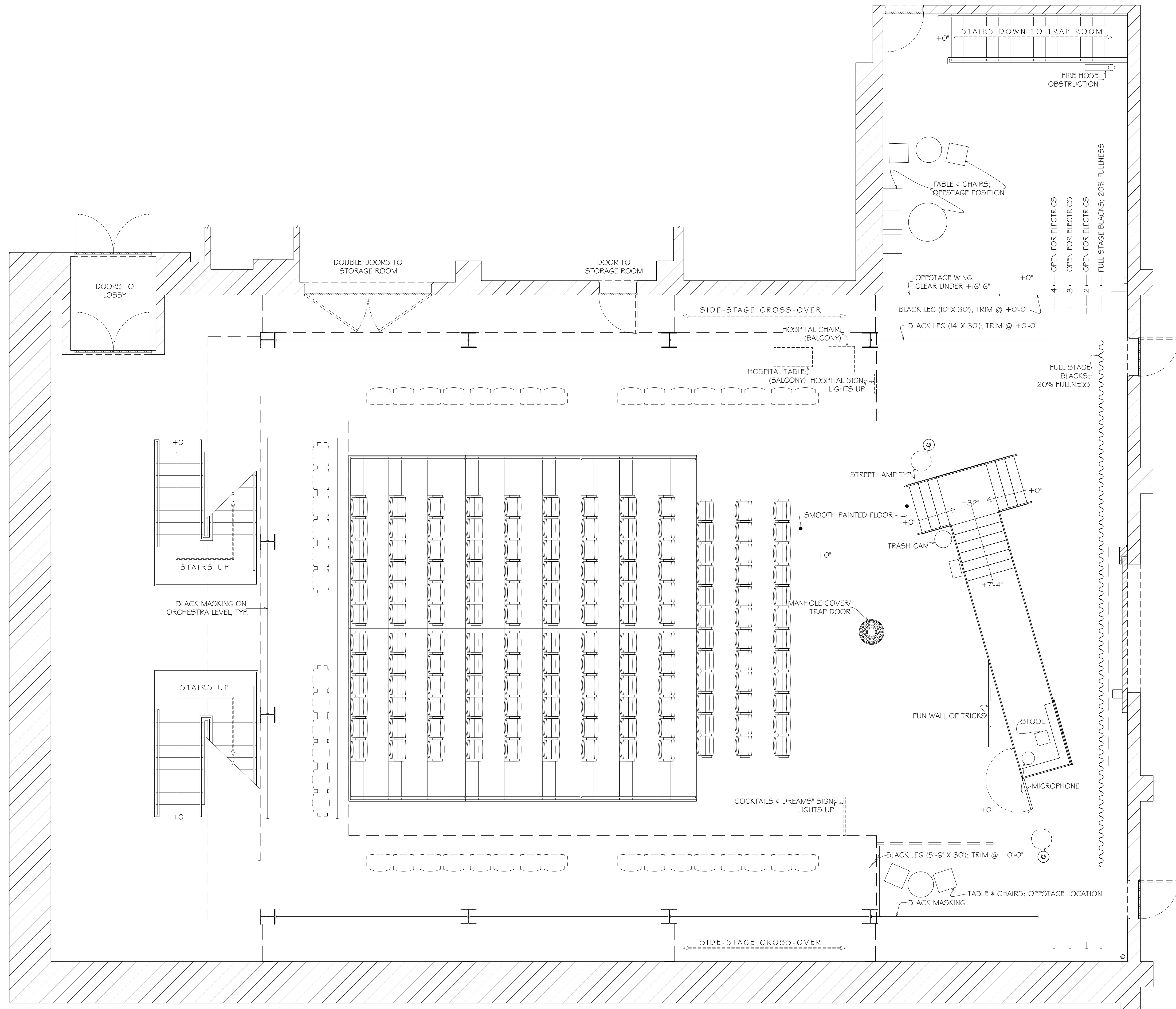
GROUND PLAN

SHEET NO.

1



THE WELL OF
HORNINESS




ALL MATERIALS, CONSTRUCTION AND FINISHES MUST COMPLY WITH THE MOST STRINGENT APPLICABLE FEDERAL AND LOCAL SAFETY CODES.
 THIS DRAWING AND ALL THE IDEAS, ARRANGEMENTS, DESIGNS AND PLANS CONTAINED HEREIN OR REPRESENTED THEREBY ARE OWNED AND REMAIN THE PROPERTY OF THE DESIGNER, AND HAVE BEEN CREATED AND DEVELOPED FOR USE ON, AND IN CONNECTION WITH, THE PROJECT SPECIFIED. NEITHER THIS DRAWING NOR ANY OF SUCH IDEAS, ARRANGEMENTS, DESIGNS OR PLANS SHALL BE APPROPRIATED BY OR DISCLOSED TO ANY PERSON, FIRM OR CORPORATION FOR ANY USE WHATSOEVER, EXCEPT BY SPECIFIC AND WRITTEN PERMISSION OF THE DESIGNER.
 WRITTEN DIMENSIONS ON DRAWINGS SHALL HAVE AUTHORITY OVER SCALED, CONTRACTORS AND MANUFACTURERS SHALL VERIFY AND BE RESPONSIBLE FOR ALL DIMENSIONS AND CONDITIONS ON THE JOB, AND SHALL INFORM THE DESIGNER OF ALL VARIATIONS FROM DRAWINGS PRIOR TO PERFORMING THE WORK. THE DESIGNER SHALL FIRST SEE AND APPROVE CONTRACTOR'S FULL-SIZE DETAILS BEFORE ANY FABRICATION IS BEGUN.
 THESE DRAWINGS REPRESENT VISUAL CONCEPTS AND CONSTRUCTION SUGGESTIONS ONLY. THE DESIGNER AND HIS/HER EMPLOYEES AND ASSISTANTS ARE NOT QUALIFIED TO DETERMINE THE STRUCTURAL APPROPRIATENESS OF THESE DESIGNS, AND WILL NOT ASSUME RESPONSIBILITY FOR IMPROPER ENGINEERING, CONSTRUCTION AND/OR HANDLING OF THE SCENERY REPRESENTED HEREIN.

SCALE: 1/4" = 1'-0"
 DRWG: RACHEL ROSE BURKE
 DATE: 08/16/2021
 REVISION(S): 08/28/2021

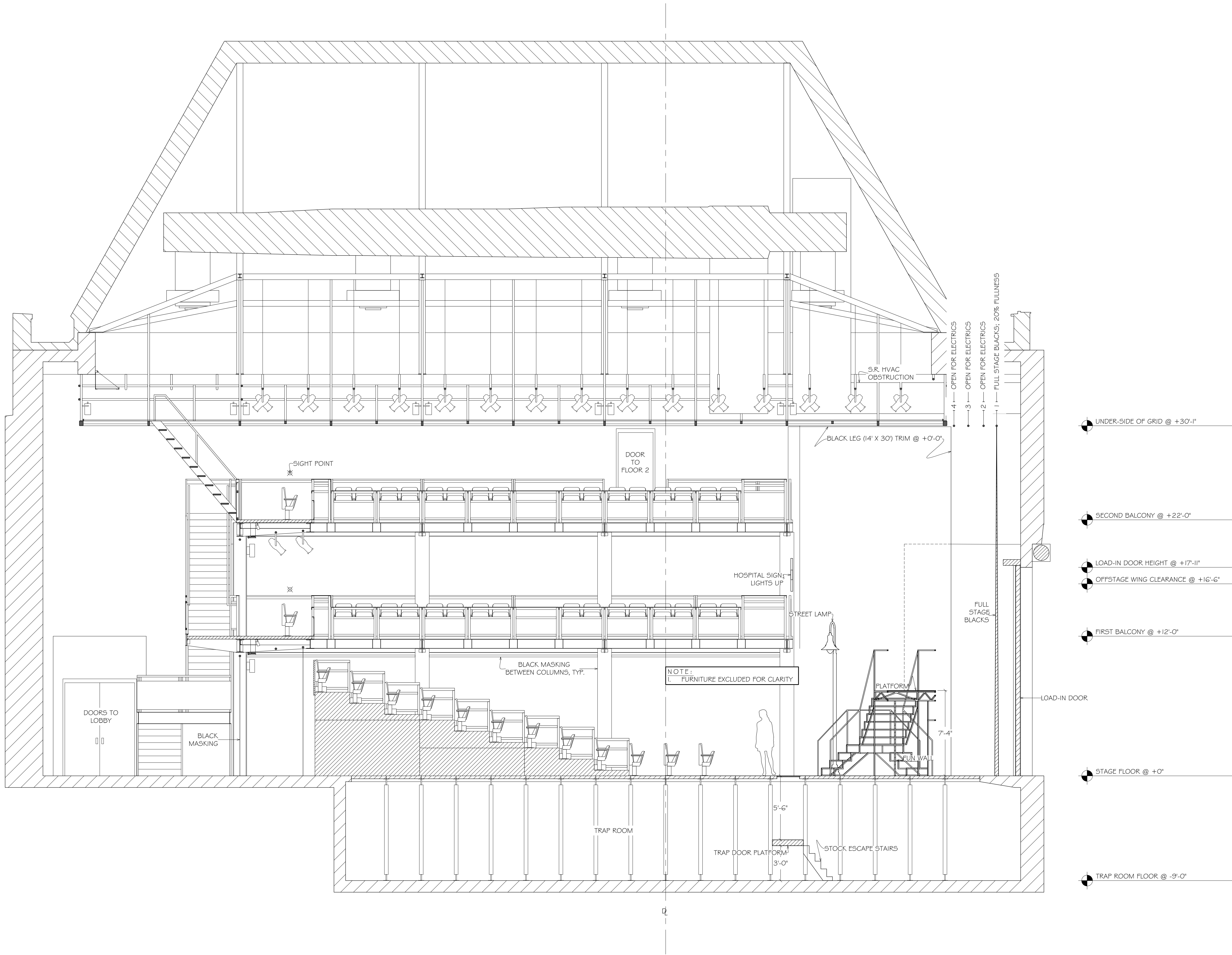
DRAWING TITLE
GROUND PLAN
2ND LEVEL

SHEET NO.
1A



THE WELL OF
HORNINESS

- NOTES:
 1. MANHOLE COVER TRAP DOOR WILL BE USED FROM STOCK; CONFIRM DIMENSIONS
 2. FURNITURE EXCLUDED FOR CLARITY



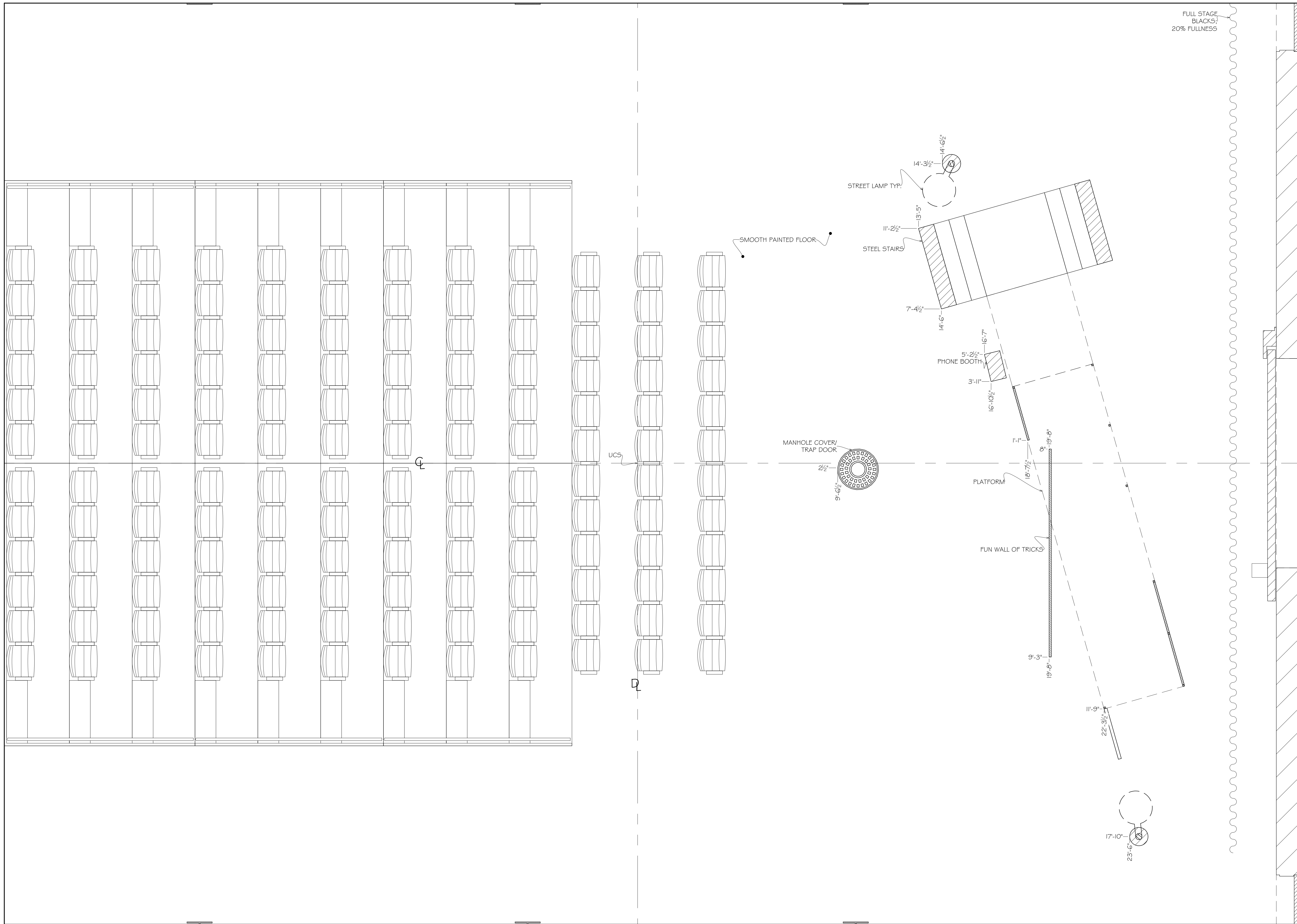
ALL MATERIALS, CONSTRUCTION AND FINISHES MUST COMPLY WITH THE MOST STRINGENT APPLICABLE FEDERAL AND LOCAL SAFETY CODES.
 THIS DRAWING AND ALL THE IDEAS, ARRANGEMENTS, DESIGNS AND PLANS CONTAINED HEREIN OR REPRESENTED THEREBY ARE OWNED AND REMAIN THE PROPERTY OF THE DESIGNER, AND HAVE BEEN CREATED AND DEVELOPED FOR USE ON, AND IN CONNECTION WITH, THE PROJECT SPECIFIED. NEITHER THIS DRAWING NOR ANY OF SUCH IDEAS, ARRANGEMENTS, DESIGNS OR PLANS SHALL BE APPROPRIATED BY OR DISCLOSED TO ANY PERSON, FIRM OR CORPORATION FOR ANY USE WHATSOEVER, EXCEPT BY SPECIFIC AND WRITTEN PERMISSION OF THE DESIGNER.
 WRITTEN DIMENSIONS ON DRAWINGS SHALL HAVE AUTHORITY OVER SCALED CONSTRUCTORS AND MANUFACTURERS SHALL VERIFY AND BE RESPONSIBLE FOR ALL DIMENSIONS AND CONDITIONS ON THE JOB, AND SHALL INFORM THE DESIGNER OF ALL VARIATIONS FROM DRAWINGS PRIOR TO PERFORMING THE WORK. THE DESIGNER SHALL FIRST SEE AND APPROVE CONTRACTOR'S FULL-SIZE DETAILS BEFORE ANY FABRICATION IS BEGUN.
 THESE DRAWINGS REPRESENT VISUAL CONCEPTS AND CONSTRUCTION SUGGESTIONS ONLY. THE DESIGNER AND HIS/HER EMPLOYEES AND ASSISTANTS ARE NOT QUALIFIED TO DETERMINE THE STRUCTURAL APPROPRIATENESS OF THESE DECISIONS, AND WILL NOT ASSUME RESPONSIBILITY FOR IMPROPER ENGINEERING, CONSTRUCTION AND/OR HANDLING OF THE SCENERY REPRESENTED HEREIN.

SCALE:	1/4" = 1'-0"
DRWG:	RACHEL ROSE BURKE
DATE:	08/16/2021
REVISION(S):	

DRAWING TITLE
S.R. CENTERLINE SECTION

SHEET NO.

THE WELL OF
HORNINESS



ALL MATERIALS, CONSTRUCTION AND FINISHES MUST COMPLY WITH THE MOST STRINGENT APPLICABLE FEDERAL AND LOCAL SAFETY CODES.
 THIS DRAWING AND ALL THE IDEAS, ARRANGEMENTS, DESIGNS AND PLANS CONTAINED HEREIN OR REPRESENTED THEREBY ARE OWNED AND REMAIN THE PROPERTY OF THE DESIGNER, AND HAVE BEEN CREATED AND DEVELOPED FOR USE ON, AND IN CONNECTION WITH, THE PROJECT SPECIFIED. NEITHER THIS DRAWING, NOR ANY OF SUCH IDEAS, ARRANGEMENTS, DESIGNS OR PLANS SHALL BE APPROPRIATED BY OR DISCLOSED TO ANY PERSON, FIRM OR CORPORATION FOR ANY USE WHATSOEVER, EXCEPT BY SPECIFIC AND WRITTEN PERMISSION OF THE DESIGNER.
 WRITTEN DIMENSIONS ON DRAWINGS SHALL HAVE AUTHORITY OVER SCALED CONSTRUCTORS AND MANUFACTURERS SHALL VERIFY AND BE RESPONSIBLE FOR ALL DIMENSIONS AND CONDITIONS ON THE JOB, AND SHALL INFORM THE DESIGNER OF ALL VARIATIONS FROM DRAWINGS PRIOR TO PERFORMING THE WORK. THE DESIGNER SHALL FIRST SEE AND APPROVE CONTRACTOR'S FULL-SIZE DETAILS BEFORE ANY FABRICATION IS BEGUN.
 THESE DRAWINGS REPRESENT VISUAL CONCEPTS AND CONSTRUCTION SUGGESTIONS ONLY. THE DESIGNER AND HIS/HER EMPLOYEES AND ASSISTANTS ARE NOT QUALIFIED TO DETERMINE THE STRUCTURAL APPROPRIATENESS OF THESE DECISIONS, AND WILL NOT ASSUME RESPONSIBILITY FOR IMPROPER ENGINEERING, CONSTRUCTION AND/OR HANDLING OF THE SCENERY REPRESENTED HEREIN.

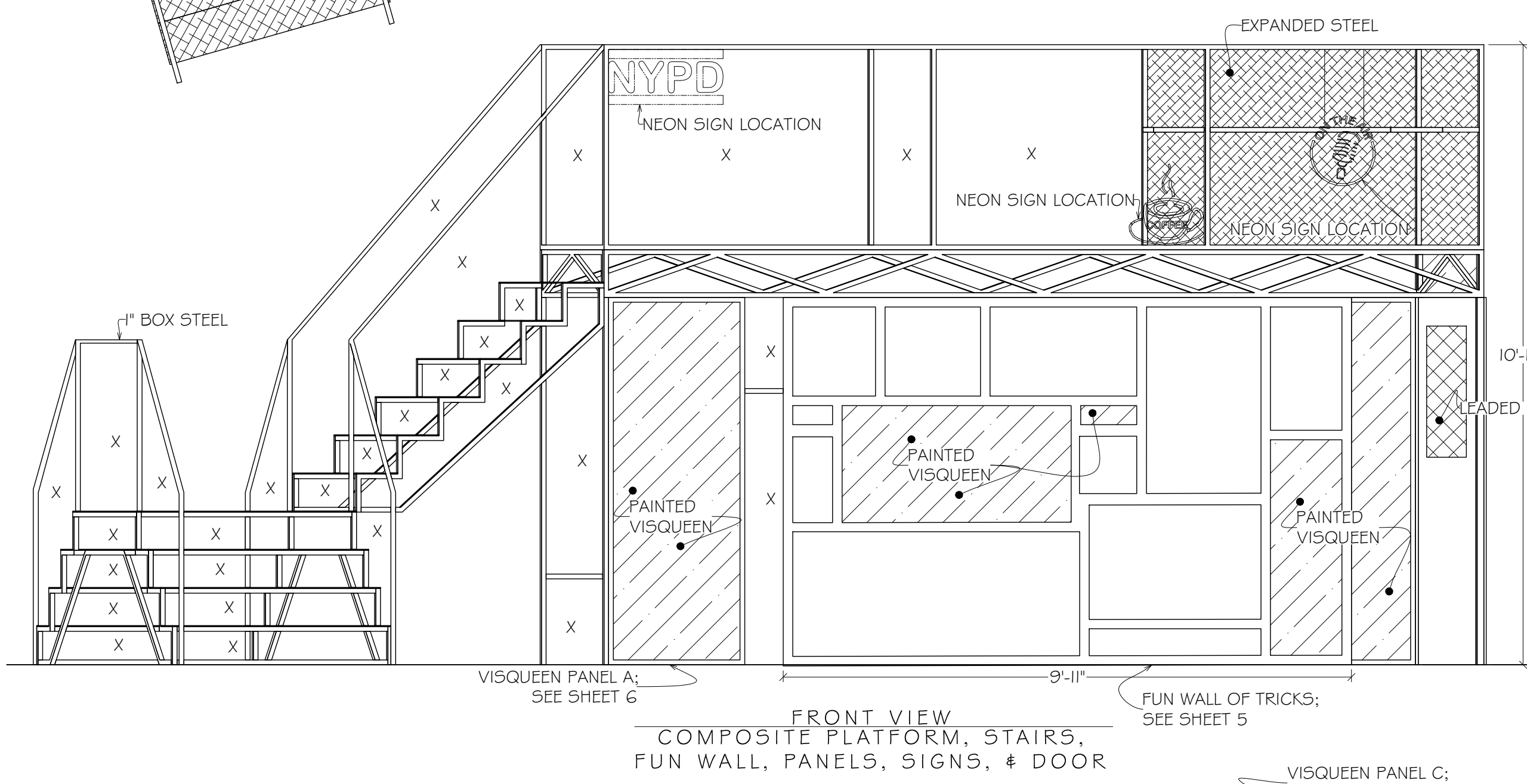
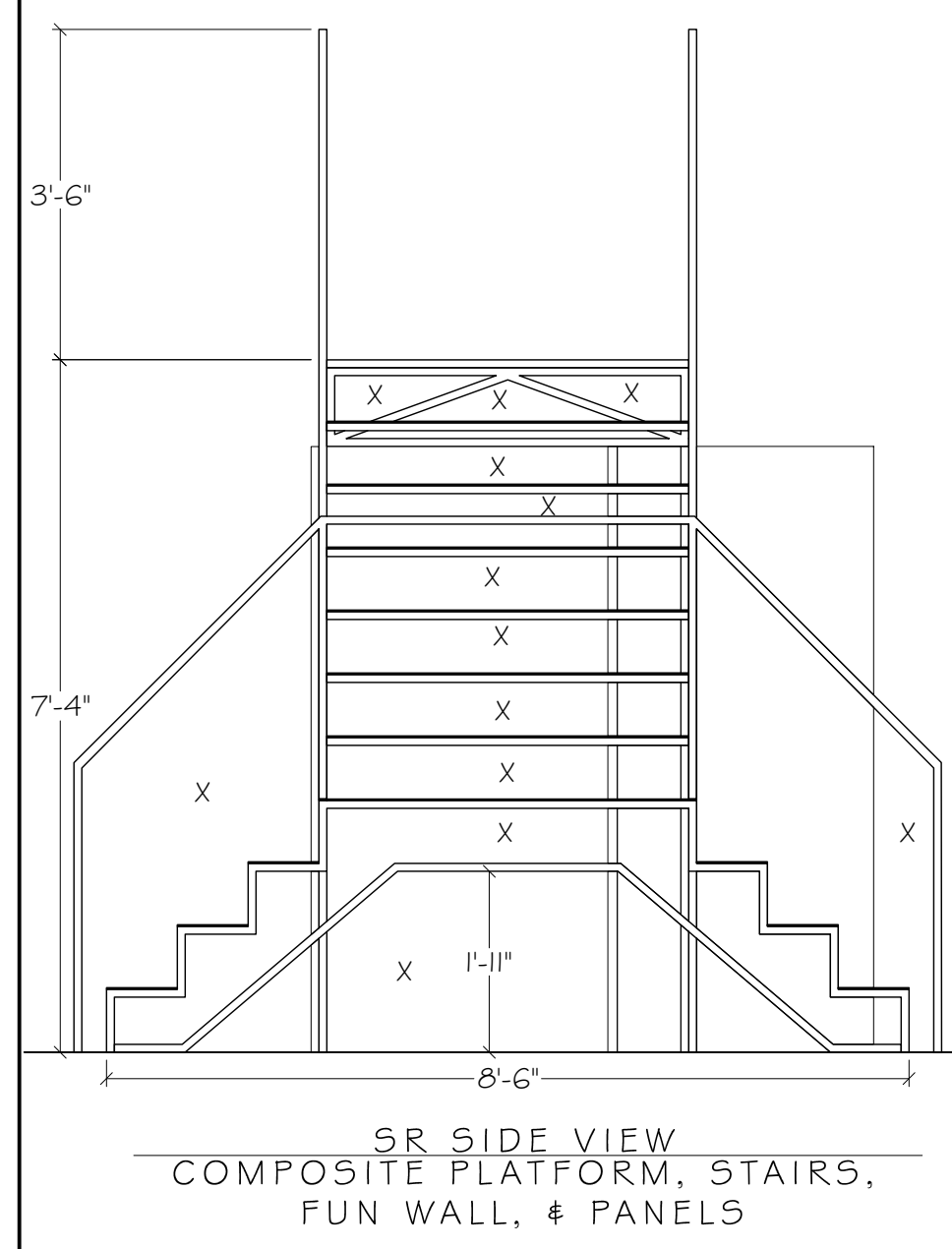
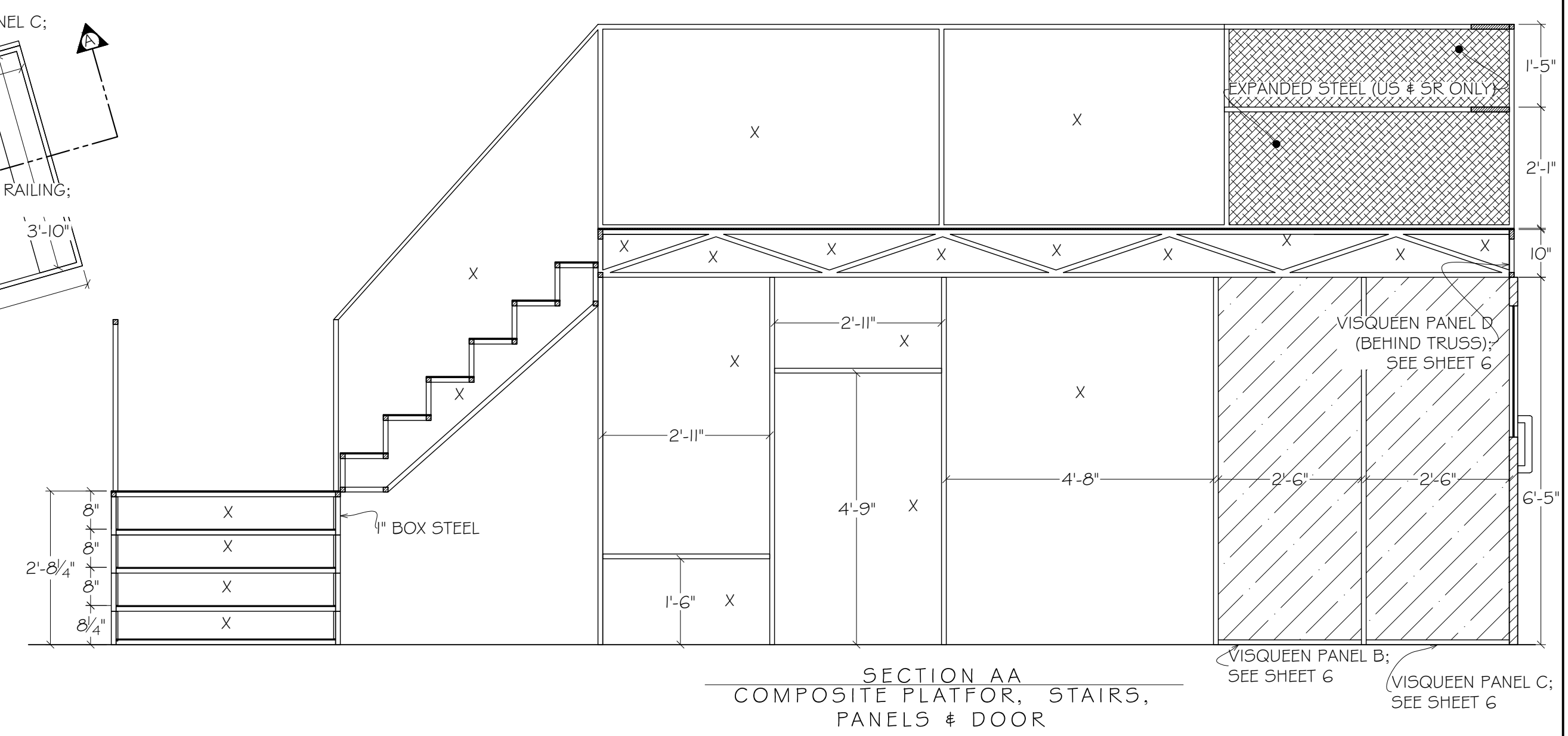
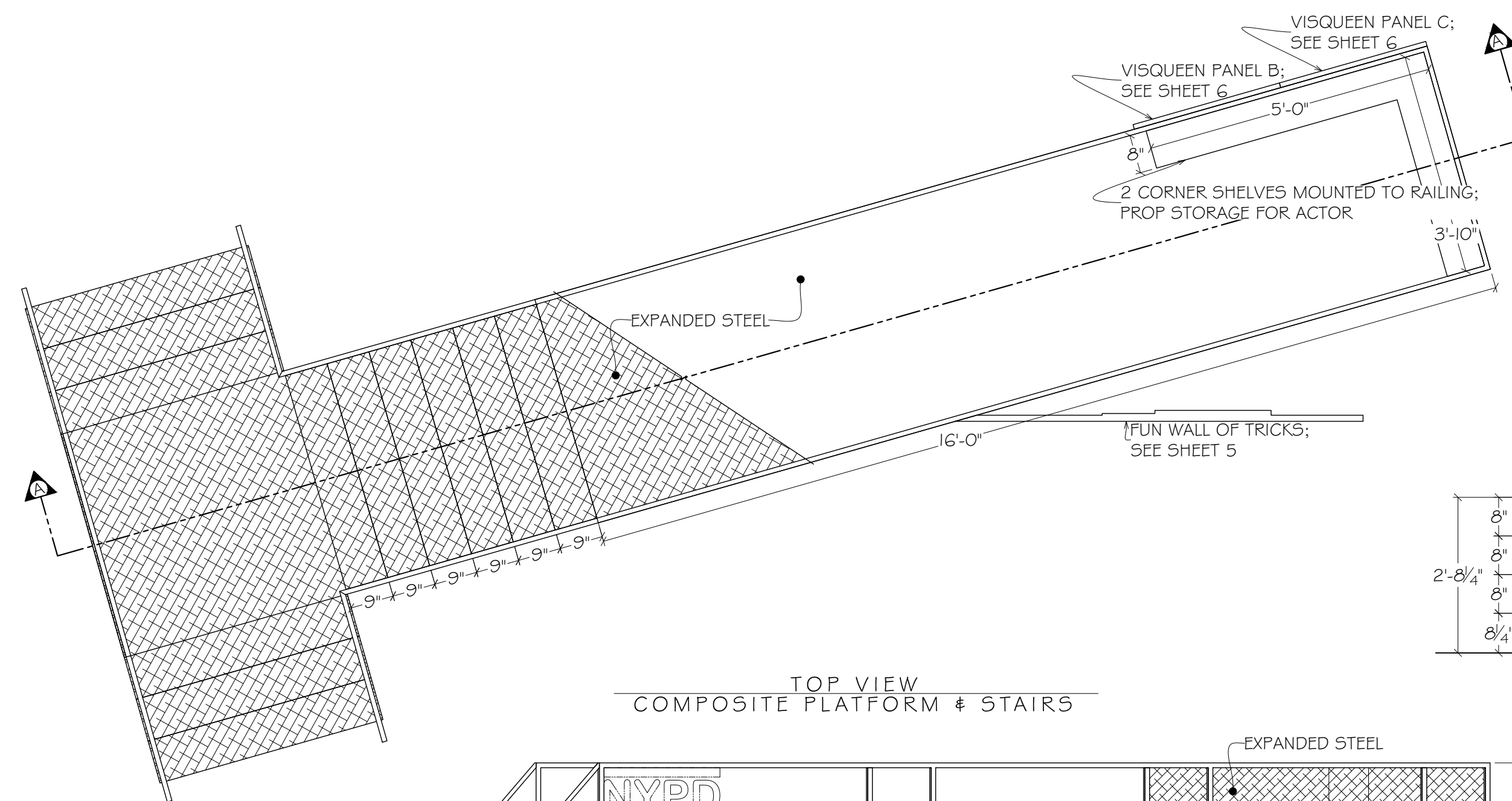
SCALE:	1/2" = 1'-0"
DRWG:	RACHEL ROSE BURKE
DATE:	08/16/2021
REVISION(S):	08/28/2021

DRAWING TITLE
DECK LAYOUT

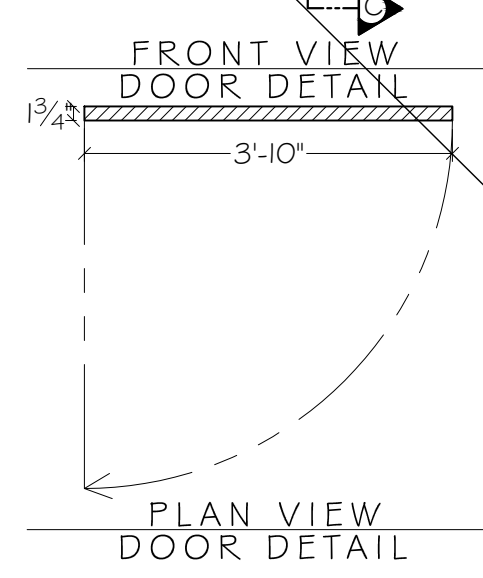
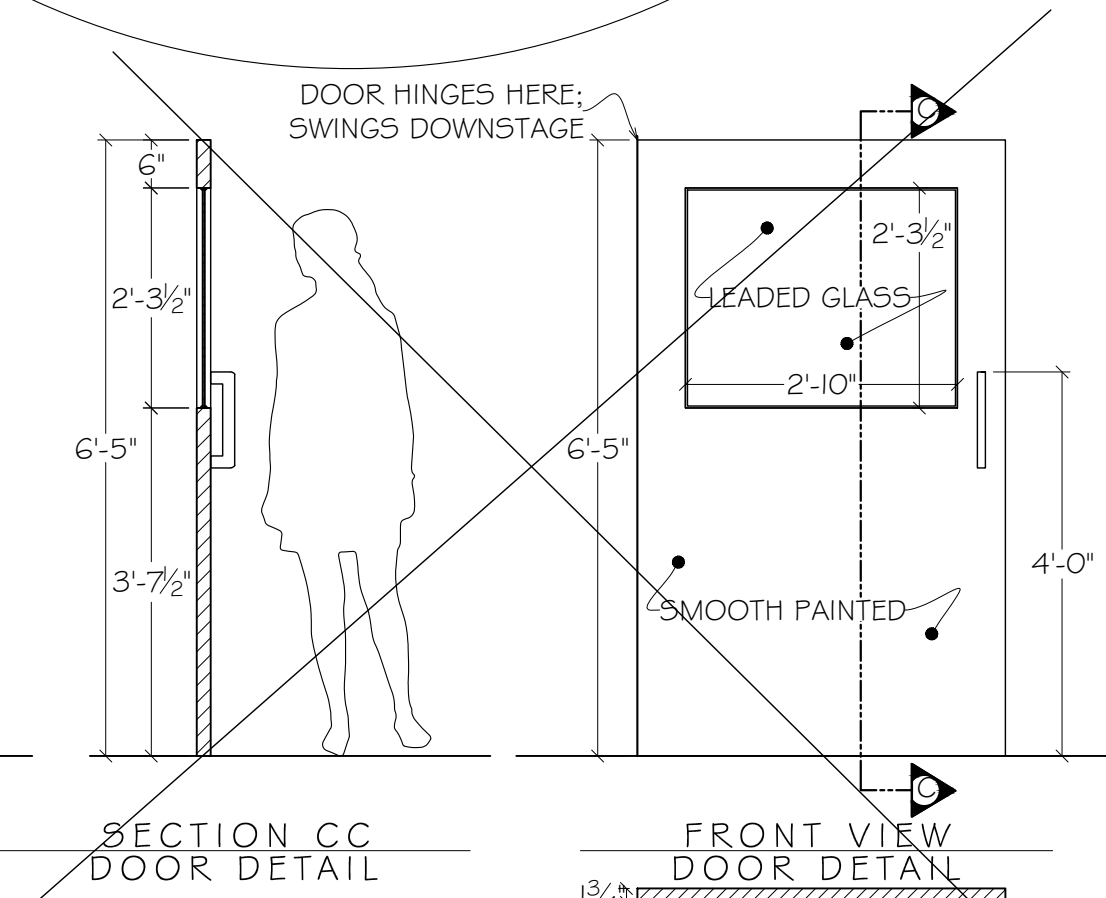
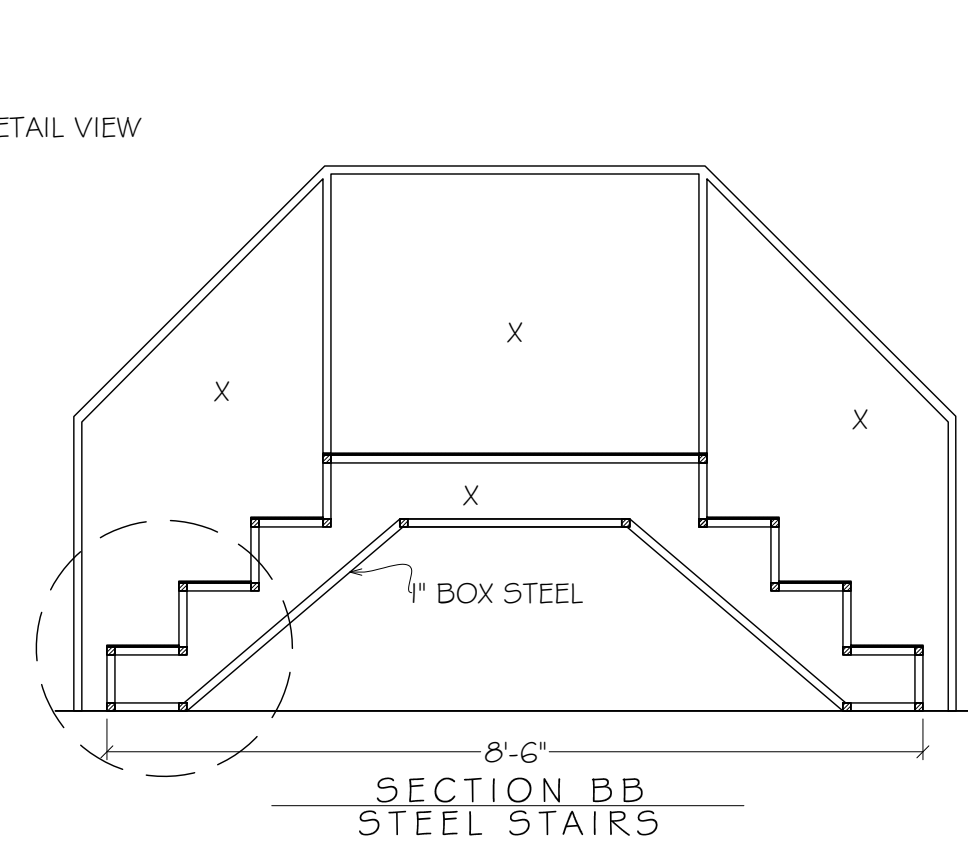
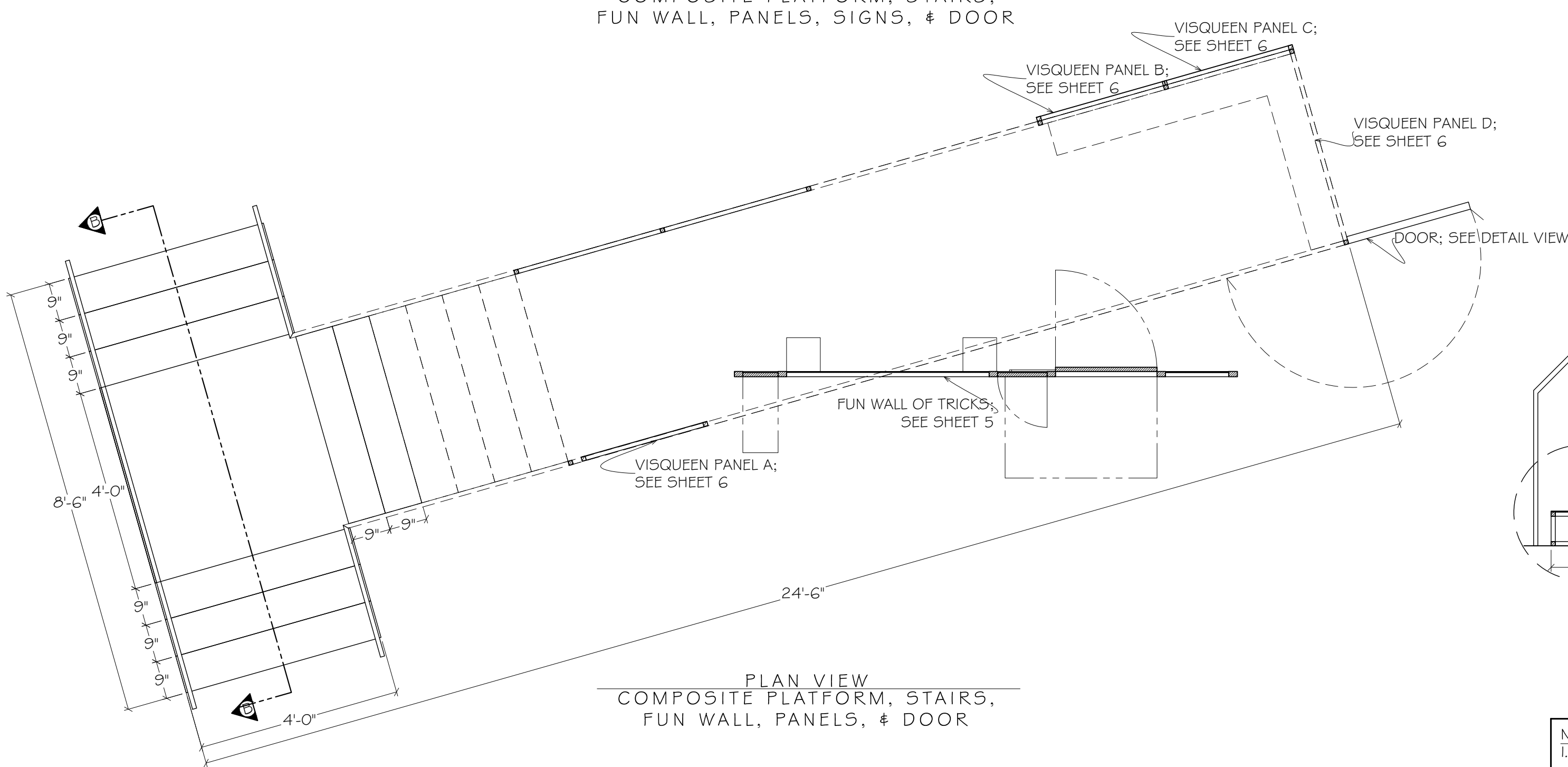
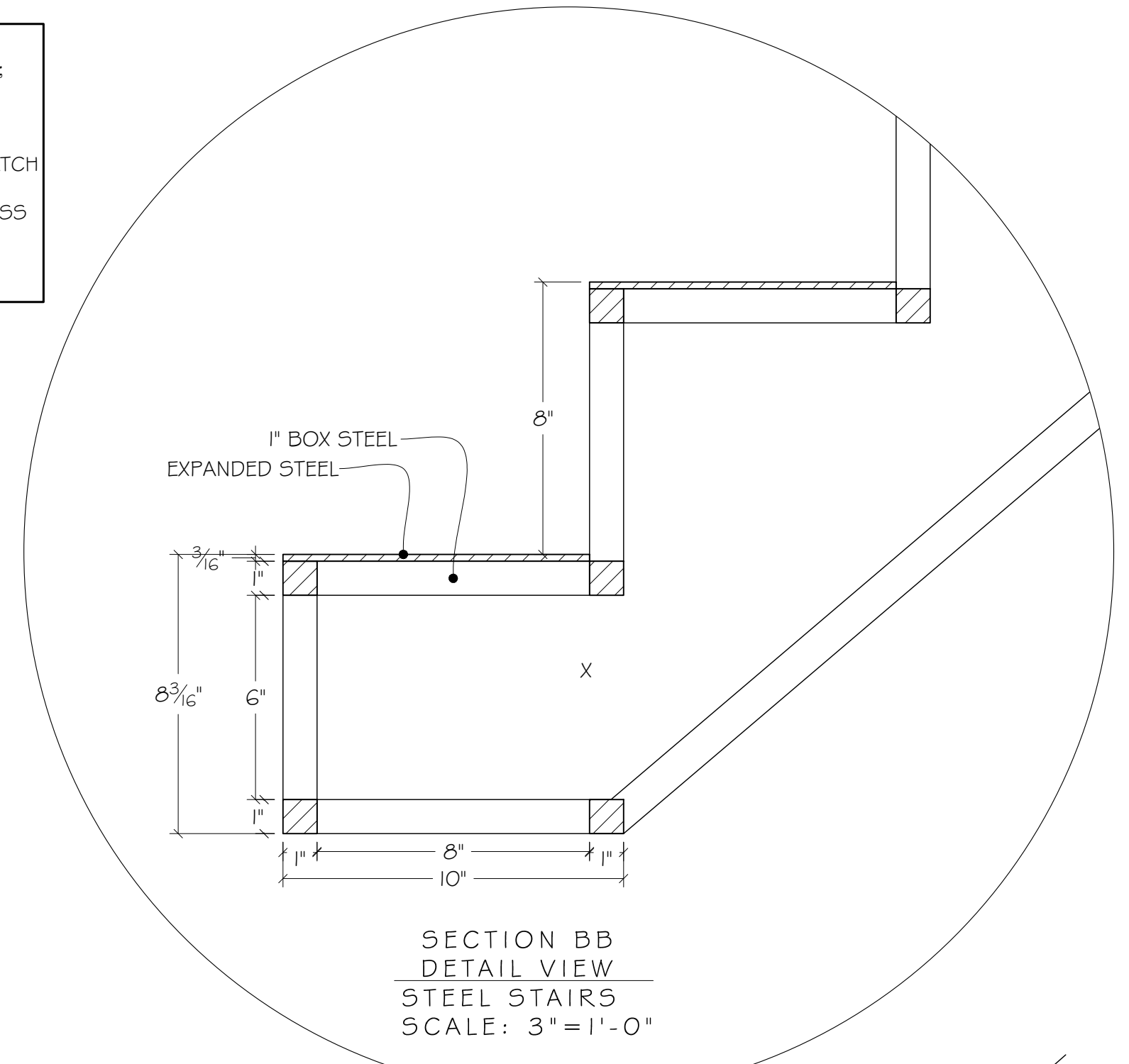
SHEET NO.
3



THE WELL OF HORNINESS



- NOTES:
1. 4'-0"x6'-0" PLATFORM IS FROM STOCK; CONFIRM DIMENSIONS
 2. PLATFORM SUPPORT AND STAIRS ARE CONSTRUCTED WITH STEEL
 3. STEP LIDS ARE EXPANDED STEEL TO MATCH STOCK PLATFORM
 4. EXTRA BRACING MAY BE ADDED; DISCUSS WITH TD
 5. STEEL IS PAINTED WITH RUSTY METAL TREATMENT



NOTE:
1. REVISED 08/28/2021: DOOR IS PULLED FROM STOCK

ALL MATERIALS, CONSTRUCTION AND FINISHES MUST COMPLY WITH THE MOST STRINGENT APPLICABLE FEDERAL AND LOCAL SAFETY CODES.
THIS DRAWING AND ALL THE IDEAS, ARRANGEMENTS, DESIGNS AND PLANS CONTAINED HEREIN OR REPRESENTED THEREBY ARE OWNED AND REMAIN THE PROPERTY OF THE DESIGNER, AND HAVE BEEN CREATED AND DEVELOPED FOR USE ON, AND IN CONNECTION WITH, THE PROJECT SPECIFIED. NEITHER THIS DRAWING NOR ANY OF SUCH IDEAS, ARRANGEMENTS, DESIGNS OR PLANS SHALL BE APPROPRIATED BY OR DISCLOSED TO ANY PERSON, FIRM OR CORPORATION FOR ANY USE WHATSOEVER, EXCEPT BY SPECIFIC AND WRITTEN PERMISSION OF THE DESIGNER.
WRITTEN DIMENSIONS ON DRAWINGS SHALL HAVE AUTHORITY OVER SCALED, CONTRACTORS AND MANUFACTURERS SHALL VERIFY AND BE RESPONSIBLE FOR ALL DIMENSIONS AND CONDITIONS ON THE JOB, AND SHALL INFORM THE DESIGNER OF ALL VARIATIONS FROM DRAWINGS PRIOR TO PERFORMING THE WORK. THE DESIGNER SHALL FIRST SEE AND APPROVE CONTRACTOR'S FULL-SIZE DETAILS BEFORE ANY FABRICATION BEGINS.
THESE DRAWINGS REPRESENT VISUAL CONCEPTS AND CONSTRUCTION SUGGESTIONS ONLY. THE DESIGNER AND HIS/HER EMPLOYEES AND ASSISTANTS ARE NOT QUALIFIED TO DETERMINE THE STRUCTURAL APPROPRIATENESS OF THESE SUGGESTIONS, AND WILL NOT ASSUME RESPONSIBILITY FOR IMPROPER ENGINEERING, CONSTRUCTION AND/OR HANDLING OF THE SCENERY REPRESENTED HEREIN.

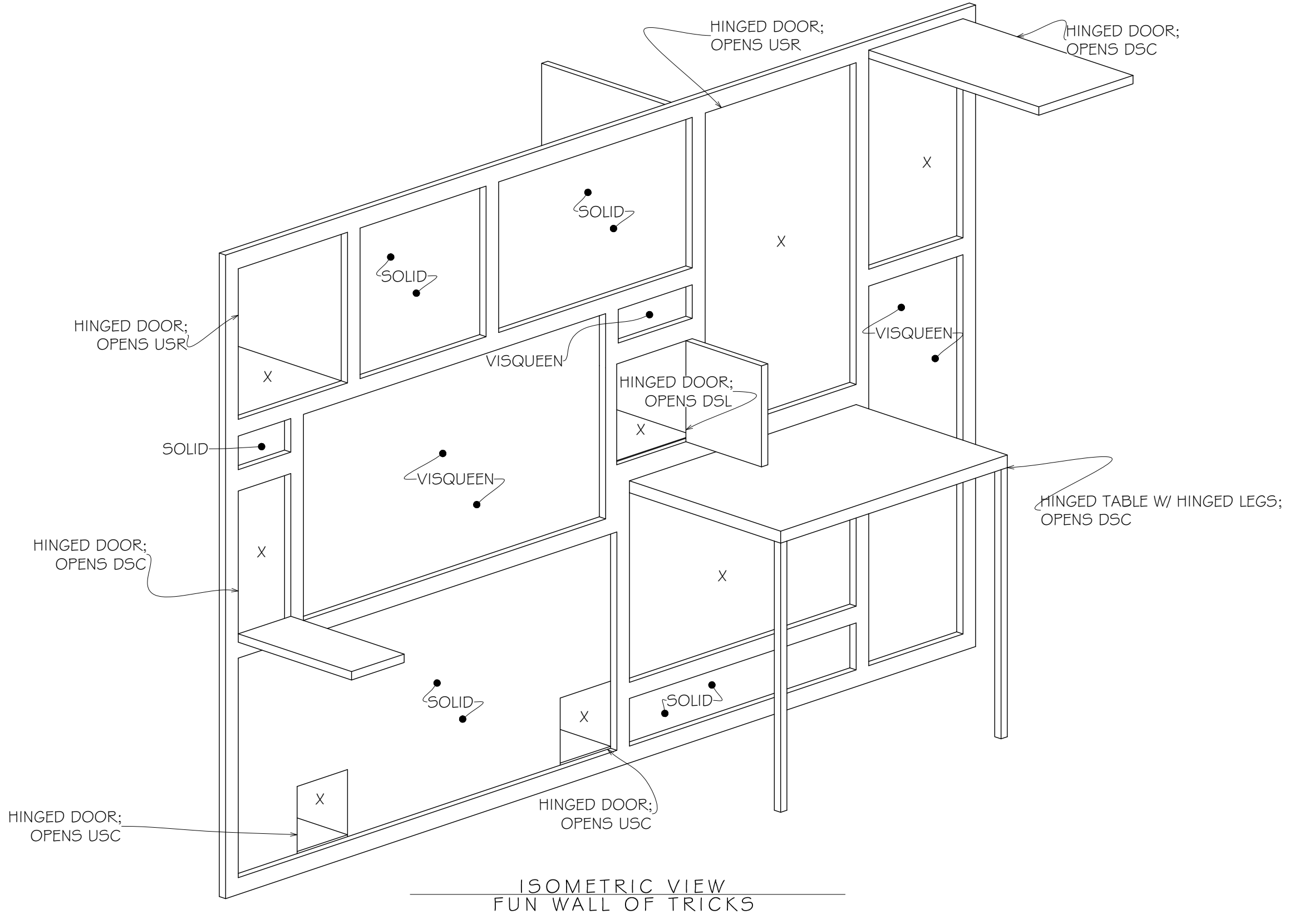
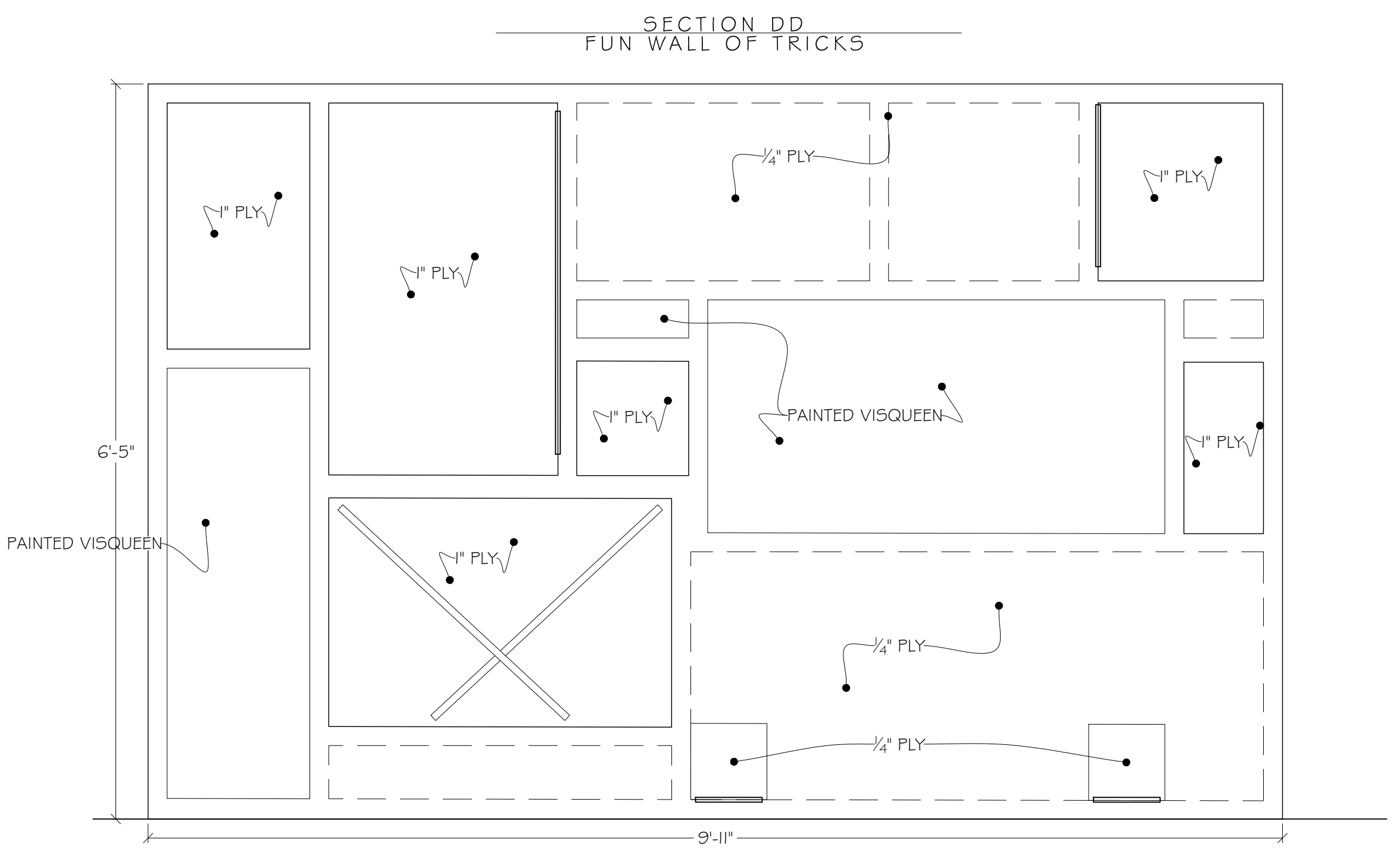
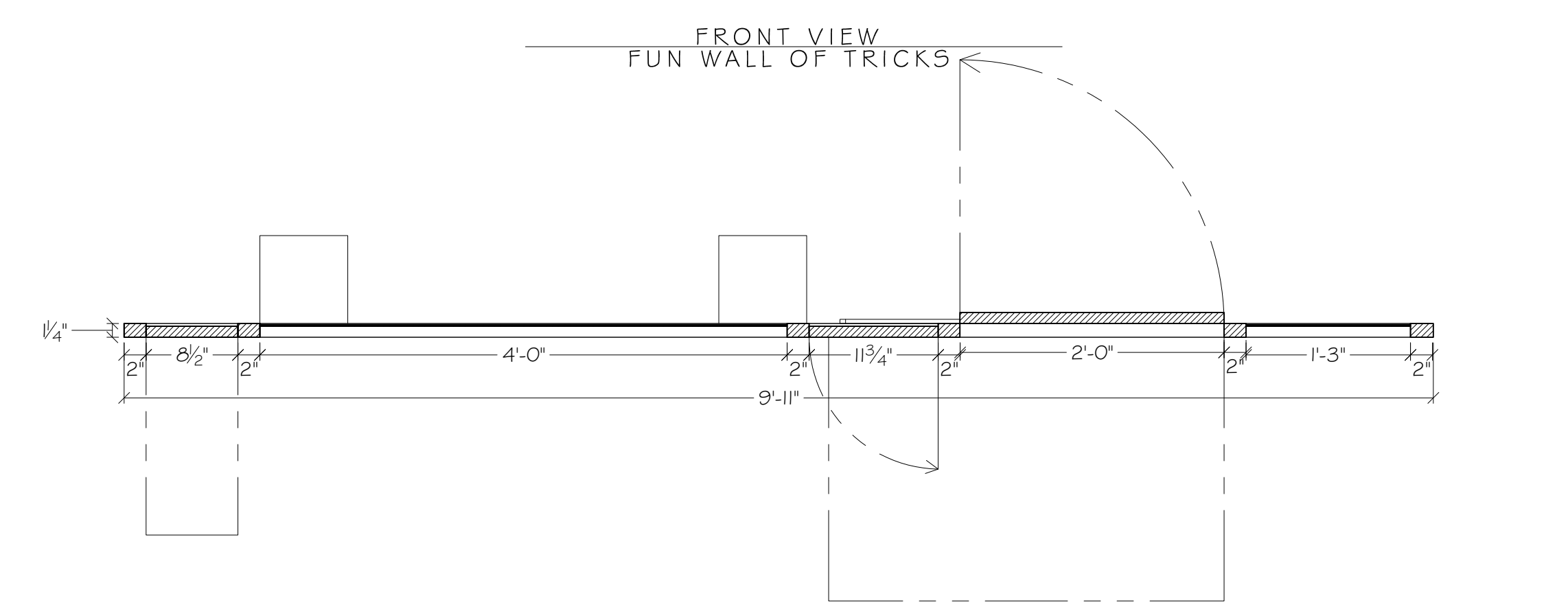
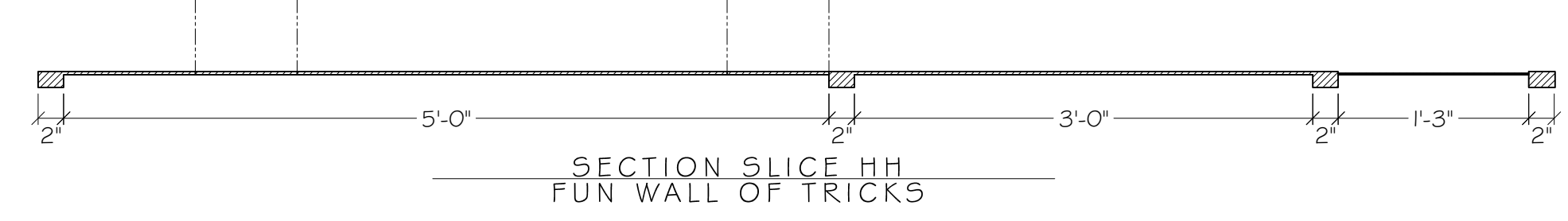
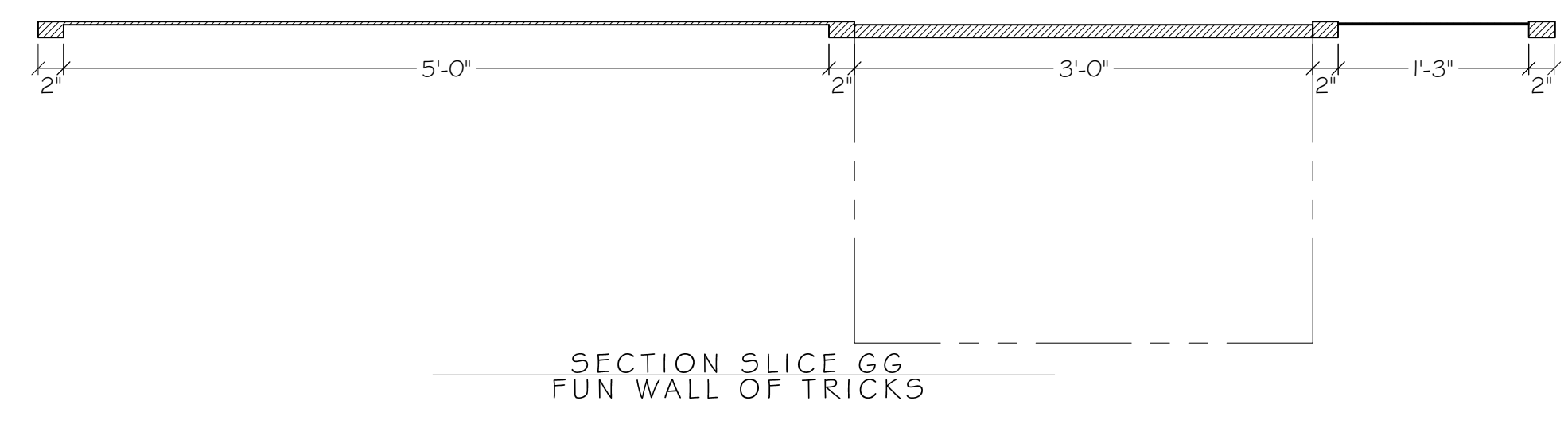
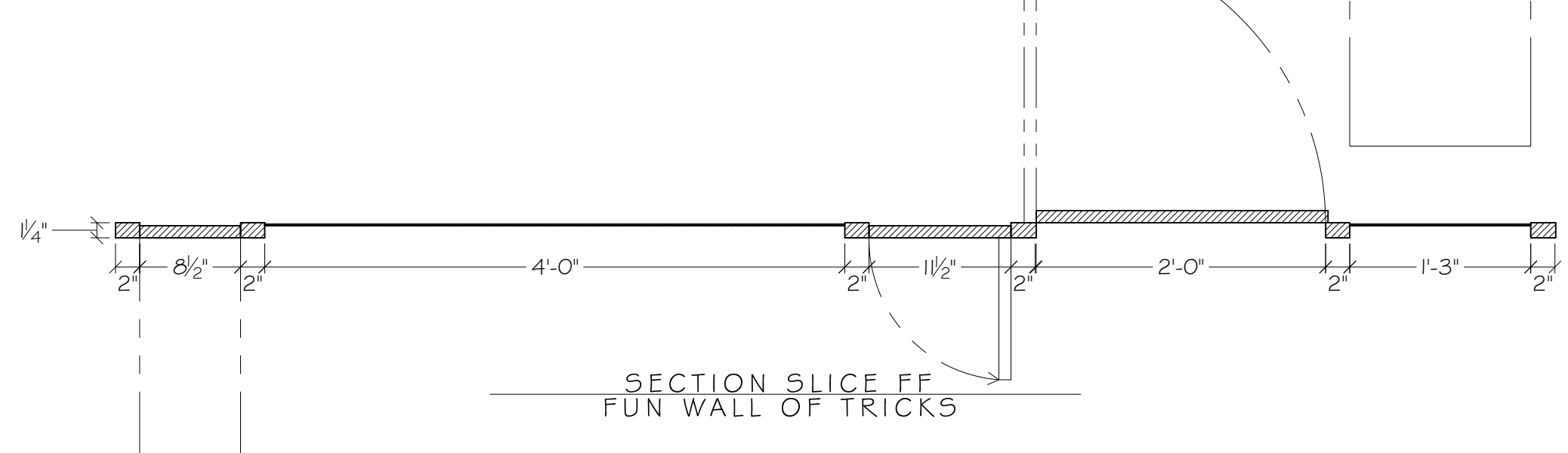
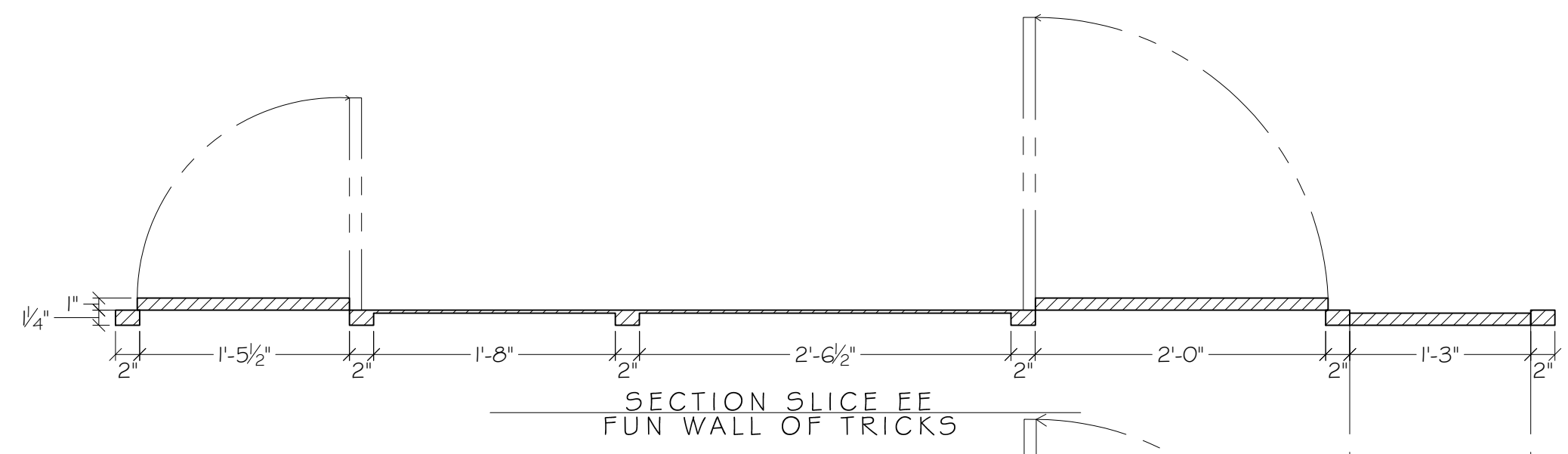
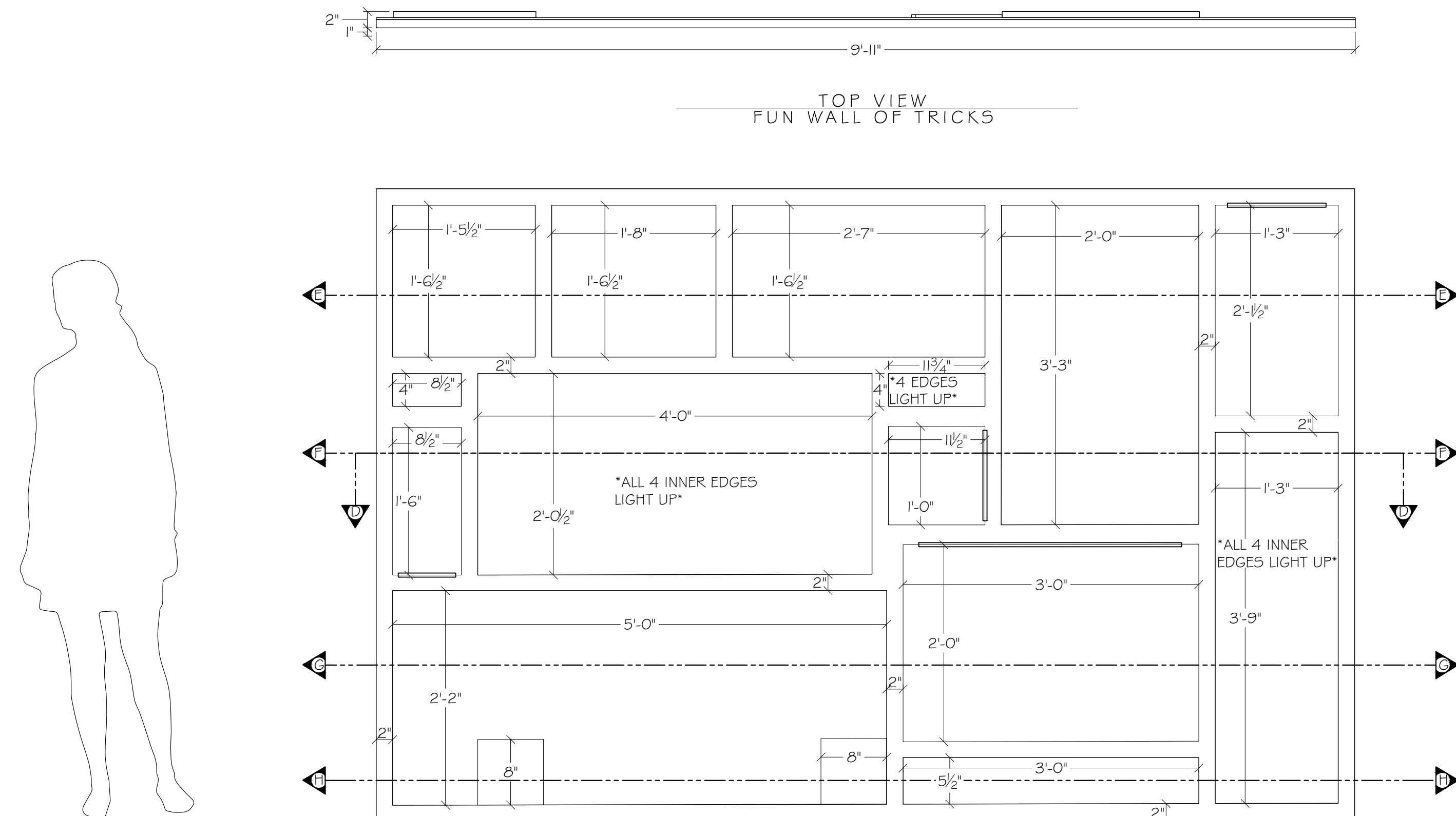
SCALE: 1/2" = 1'-0"
DRWG: RACHEL ROSE BURKE
DATE: 08/16/2021
REVISION(S): 08/28/2021

DRAWING TITLE
PLATFORM & STAIRS

SHEET NO.
4

THE WELL OF
HORNINESS

- NOTES:
 1. THIS WALL IS "TRICKY"
 2. THIS WALL DOES NOT ACT AS SUPPORT FOR THE PLATFORM
 3. LET'S NAVIGATE THIS WEIRDNESS



ALL MATERIALS, CONSTRUCTION AND FINISHES MUST COMPLY WITH THE MOST STRINGENT APPLICABLE FEDERAL AND LOCAL SAFETY CODES.
 THIS DRAWING AND ALL THE IDEAS, ARRANGEMENTS, DESIGNS AND PLANS CONTAINED HEREIN OR REPRESENTED THEREBY ARE OWNED AND REMAIN THE PROPERTY OF THE DESIGNER, AND HAVE BEEN CREATED AND DEVELOPED FOR USE ON, AND IN CONNECTION WITH, THE PROJECT SPECIFIED. NEITHER THIS DRAWING NOR ANY OF SUCH IDEAS, ARRANGEMENTS, DESIGNS OR PLANS SHALL BE APPROPRIATED BY OR DISCLOSED TO ANY PERSON, FIRM OR CORPORATION FOR ANY USE WHATSOEVER, EXCEPT BY SPECIFIC AND WRITTEN PERMISSION OF THE DESIGNER.
 WRITTEN DIMENSIONS ON DRAWINGS SHALL HAVE AUTHORITY OVER SCALED CONSTRUCTORS AND MANUFACTURERS SHALL VERIFY AND BE RESPONSIBLE FOR ALL DIMENSIONS AND CONDITIONS ON THE JOB, AND SHALL INFORM THE DESIGNER OF ALL VARIATIONS FROM DRAWINGS PRIOR TO PERFORMING THE WORK. THE DESIGNER SHALL FIRST SEE AND APPROVE CONTRACTORS FULL-SIZE DETAILS BEFORE ANY FABRICATION IS BEGUN.
 THESE DRAWINGS REPRESENT VISUAL CONCEPTS AND CONSTRUCTION SUGGESTIONS ONLY. THE DESIGNER AND HIS/HER EMPLOYEES AND ASSISTANTS ARE NOT QUALIFIED TO DETERMINE THE STRUCTURAL APPROPRIATENESS OF THESE DECISIONS, AND WILL NOT ASSUME RESPONSIBILITY FOR IMPROPER ENGINEERING, CONSTRUCTION AND/OR HANDLING OF THE SCENERY REPRESENTED HEREIN.

SCALE:	1" = 1'-0"
DRWG:	RACHEL ROSE BURKE
DATE:	08/16/2021
REVISION(S):	

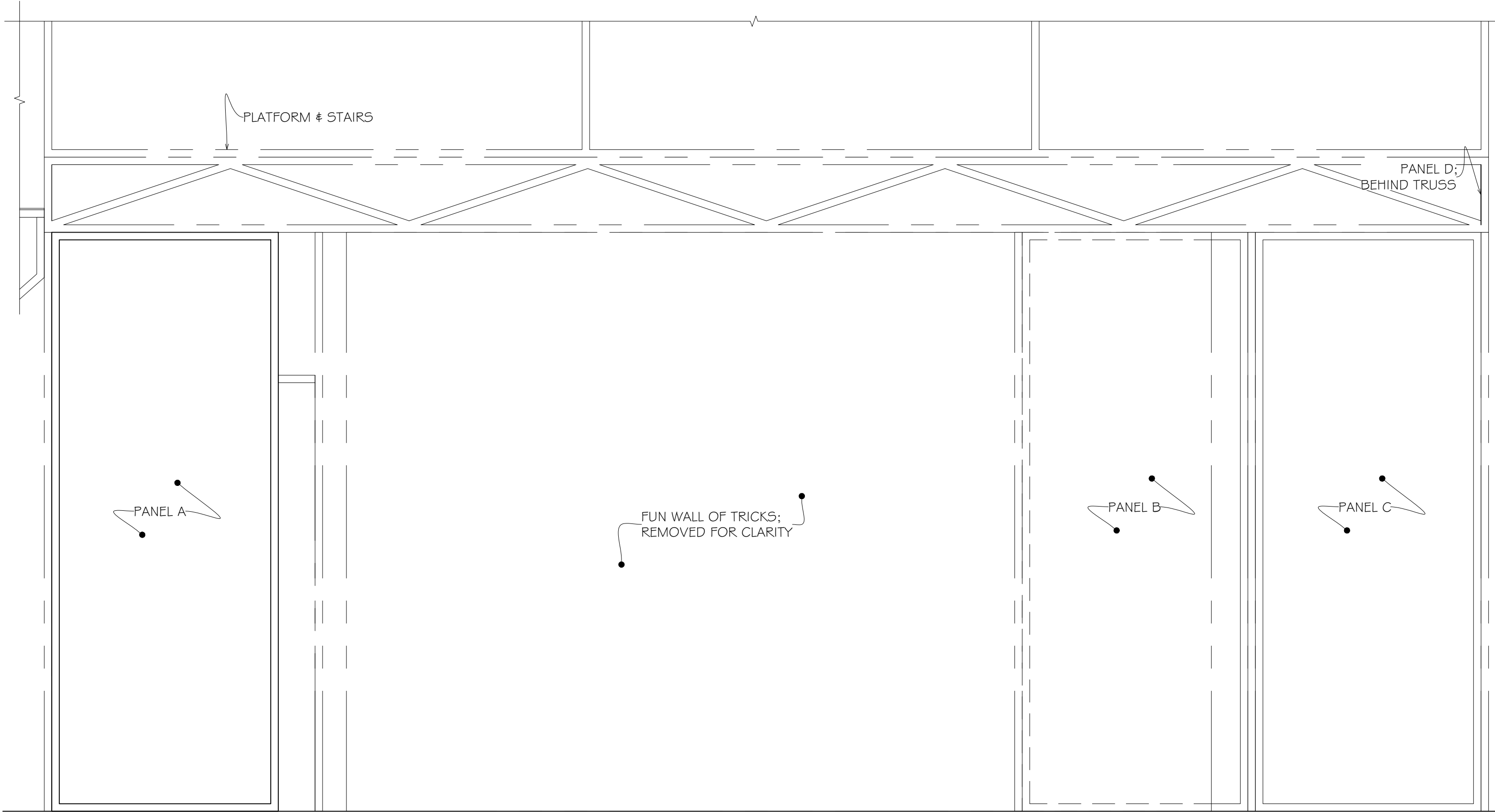
DRAWING TITLE
FUN WALL OF TRICKS

SHEET NO.
5

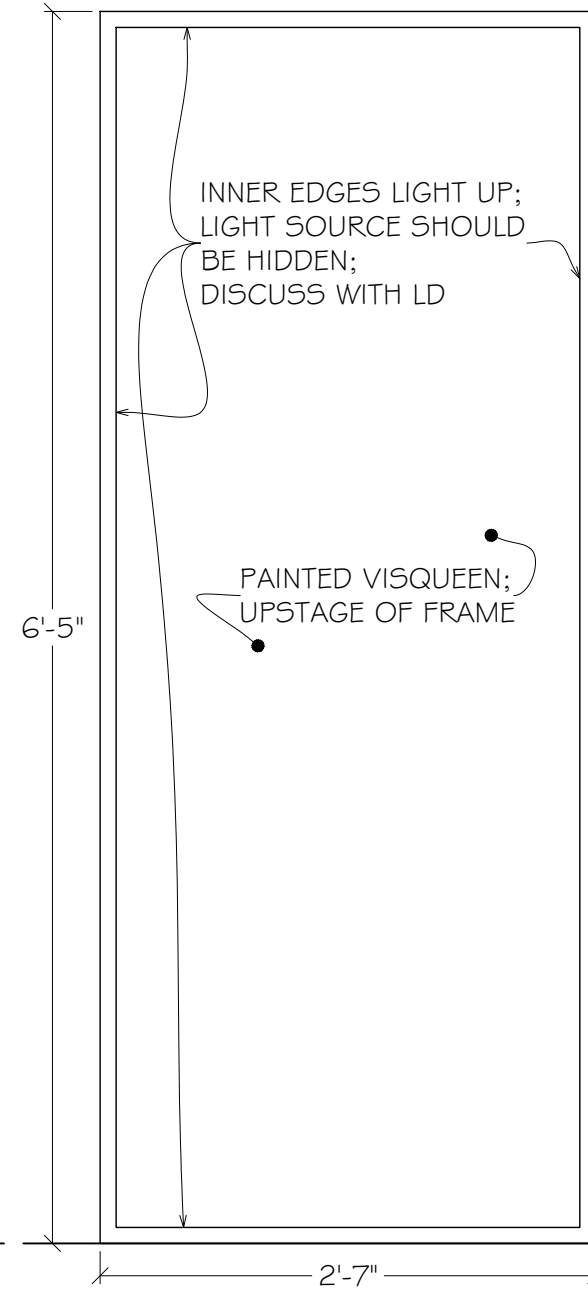
THE WELL OF
HORNINESS

NOTES:
 1. INSIDE EDGES OF PANELS A, B, & C LIGHT UP; DISCUSS WITH LD

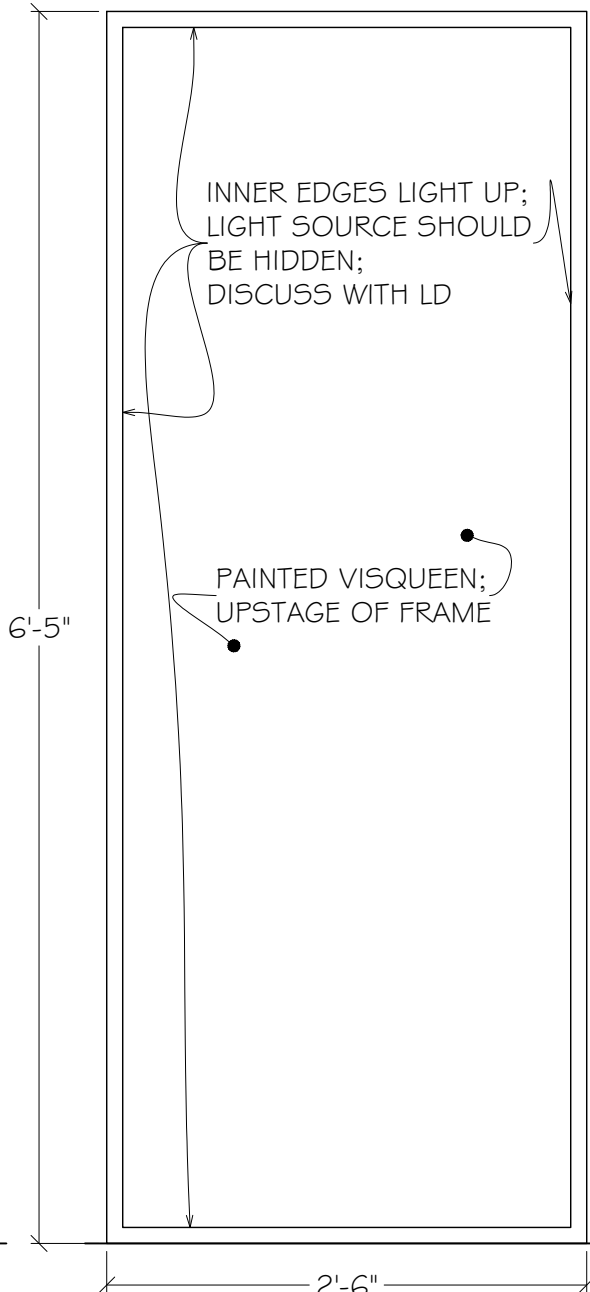
NOTE BOXES:
 1. THE INSIDE EDGES OF PANELS A, B, & C WILL ALL LIGHT UP; THE LIGHT SOURCE SHOULD BE HIDDEN; DISCUSS WITH LD
 2. PANEL D ATTACHES DIRECTLY TO THE TRUSS BELOW THE PLATFORM



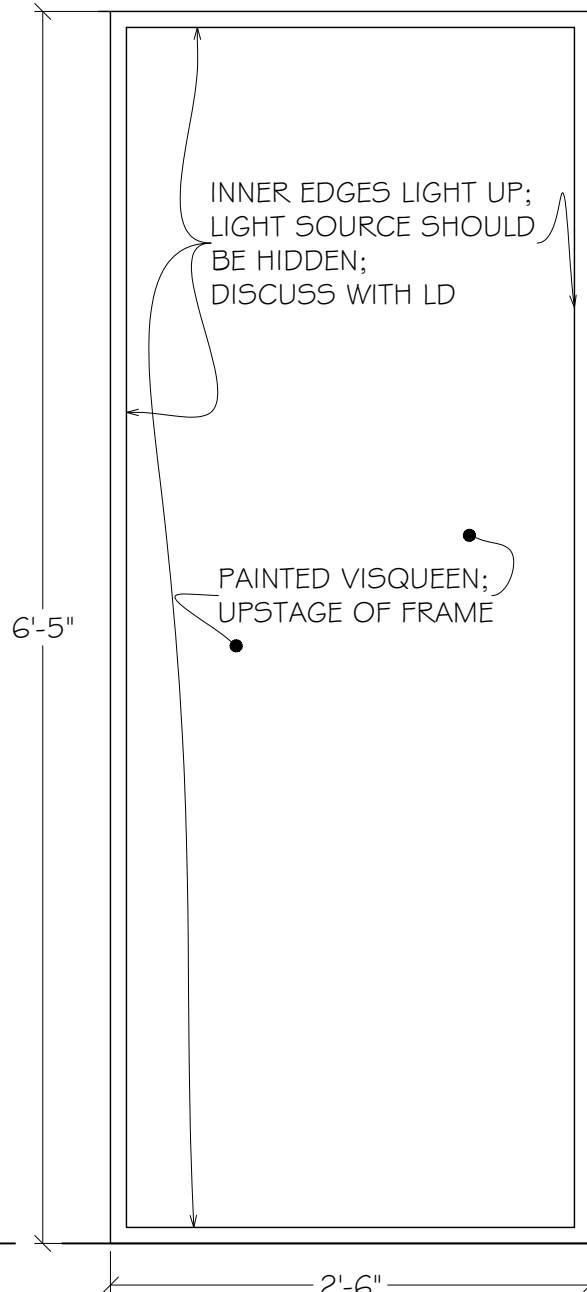
COMPOSITE FRONT VIEW
 VISQUEEN PANELS




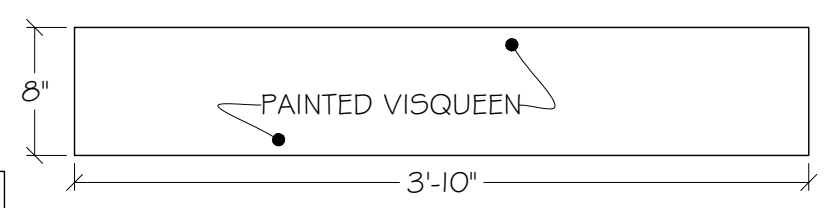
FRONT VIEW
 VISQUEEN PANEL A



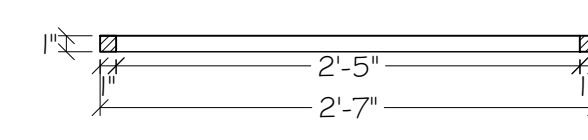
FRONT VIEW
 VISQUEEN PANEL B



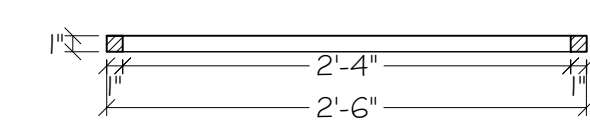
FRONT VIEW
 VISQUEEN PANEL C



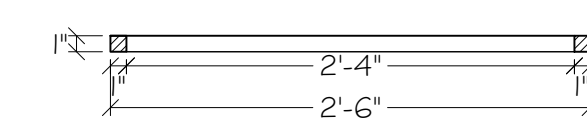
FRONT VIEW
 VISQUEEN PANEL D



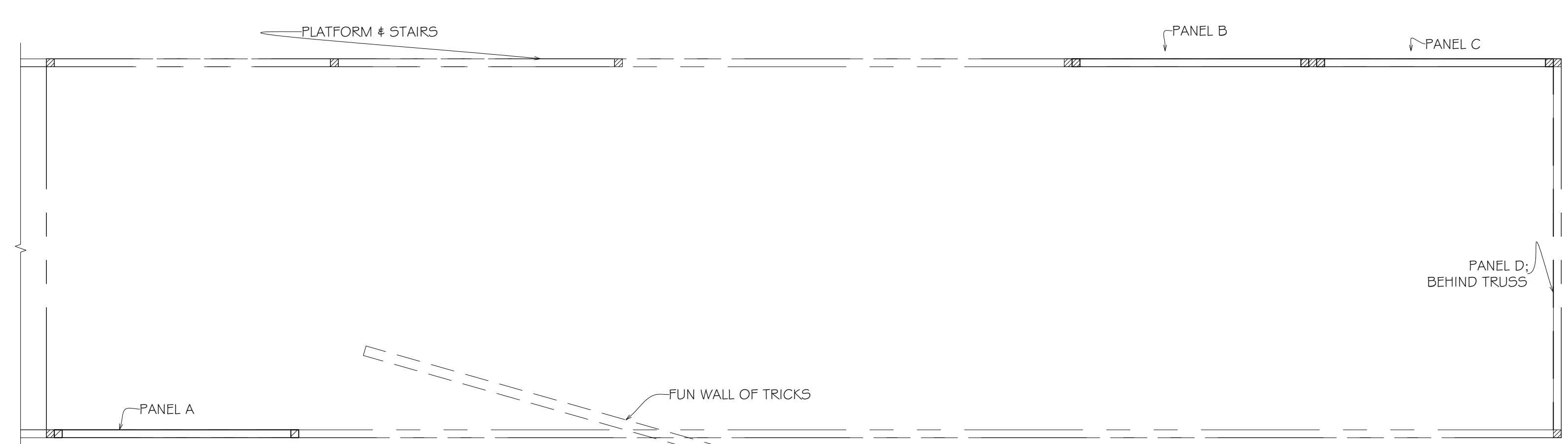
PLAN VIEW
 VISQUEEN PANEL A



PLAN VIEW
 VISQUEEN PANEL B



PLAN VIEW
 VISQUEEN PANEL C



COMPOSITE PLAN VIEW
 VISQUEEN PANELS

ALL MATERIALS, CONSTRUCTION AND FINISHES MUST COMPLY WITH THE MOST STRINGENT APPLICABLE FEDERAL AND LOCAL SAFETY CODES.
 THIS DRAWING AND ALL THE IDEAS, ARRANGEMENTS, DESIGNS AND PLANS CONTAINED HEREIN OR REPRESENTED THEREBY ARE OWNED AND REMAIN THE PROPERTY OF THE DESIGNER, AND HAVE BEEN CREATED AND DEVELOPED FOR USE ON, AND IN CONNECTION WITH, THE PROJECT SPECIFIED. NEITHER THIS DRAWING, NOR ANY OF SUCH IDEAS, ARRANGEMENTS, DESIGNS OR PLANS SHALL BE APPROPRIATED BY OR DISCLOSED TO ANY PERSON, FIRM OR CORPORATION FOR ANY USE WHATSOEVER, EXCEPT BY SPECIFIC AND WRITTEN PERMISSION OF THE DESIGNER.
 WRITTEN DIMENSIONS ON DRAWINGS SHALL HAVE AUTHORITY OVER SCALED CONSTRUCTION AND MANUFACTURERS SHALL VERIFY AND BE RESPONSIBLE FOR ALL DIMENSIONS AND CONDITIONS ON THE JOB, AND SHALL INFORM THE DESIGNER OF ALL VARIATIONS FROM DRAWINGS PRIOR TO PERFORMING THE WORK. THE DESIGNER SHALL FIRST SEE AND APPROVE CONTRACTOR'S FULL-SIZE DETAILS BEFORE ANY FABRICATION IS BEGUN.
 THESE DRAWINGS REPRESENT VISUAL CONCEPTS AND CONSTRUCTION SUGGESTIONS ONLY. THE DESIGNER AND HIS/HER EMPLOYEES AND ASSISTANTS ARE NOT QUALIFIED TO DETERMINE THE STRUCTURAL APPROPRIATENESS OF THESE DECISIONS, AND WILL NOT ASSUME RESPONSIBILITY FOR IMPROPER ENGINEERING, CONSTRUCTION AND/OR HANDLING OF THE SCENERY REPRESENTED HEREIN.

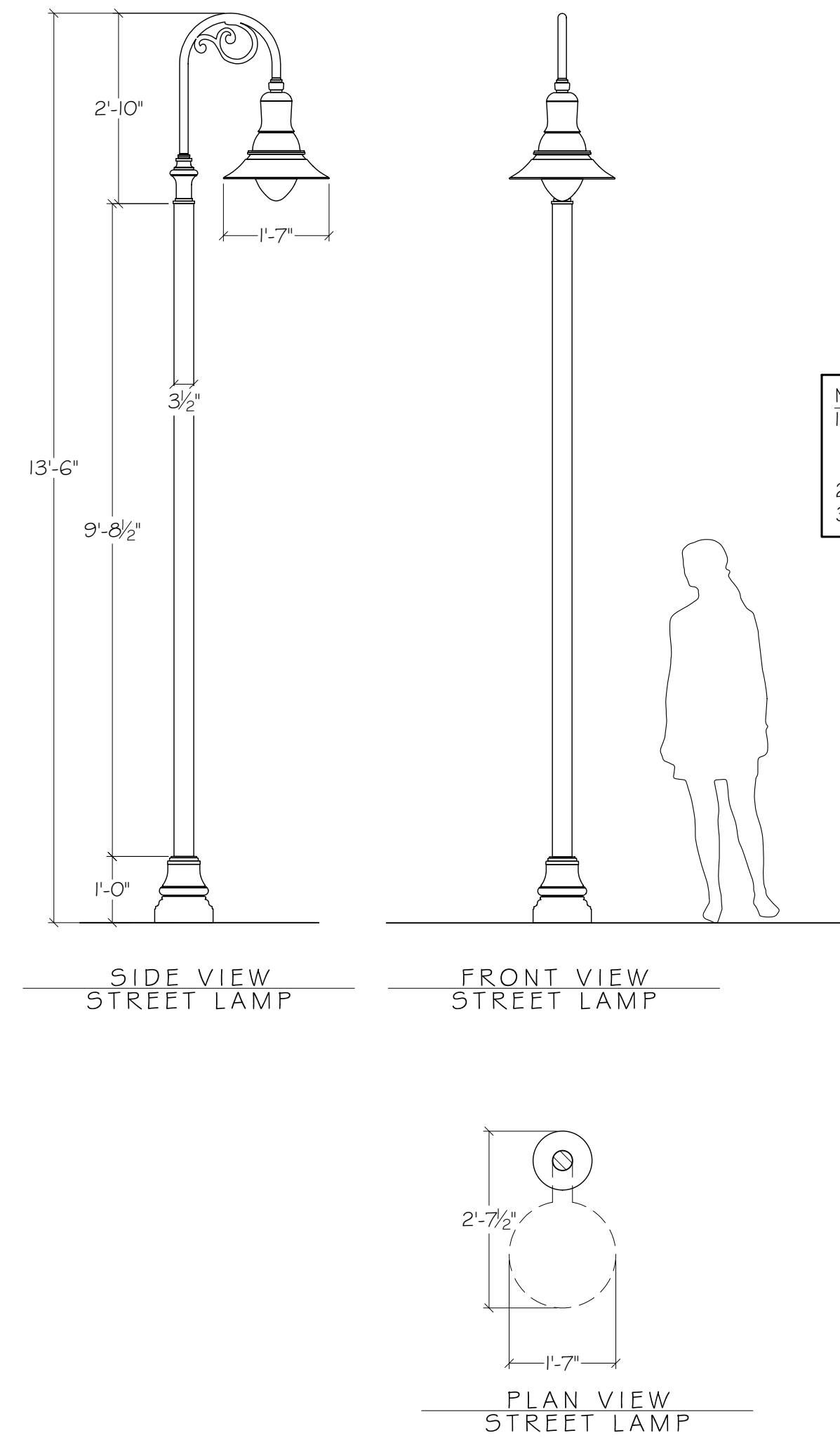
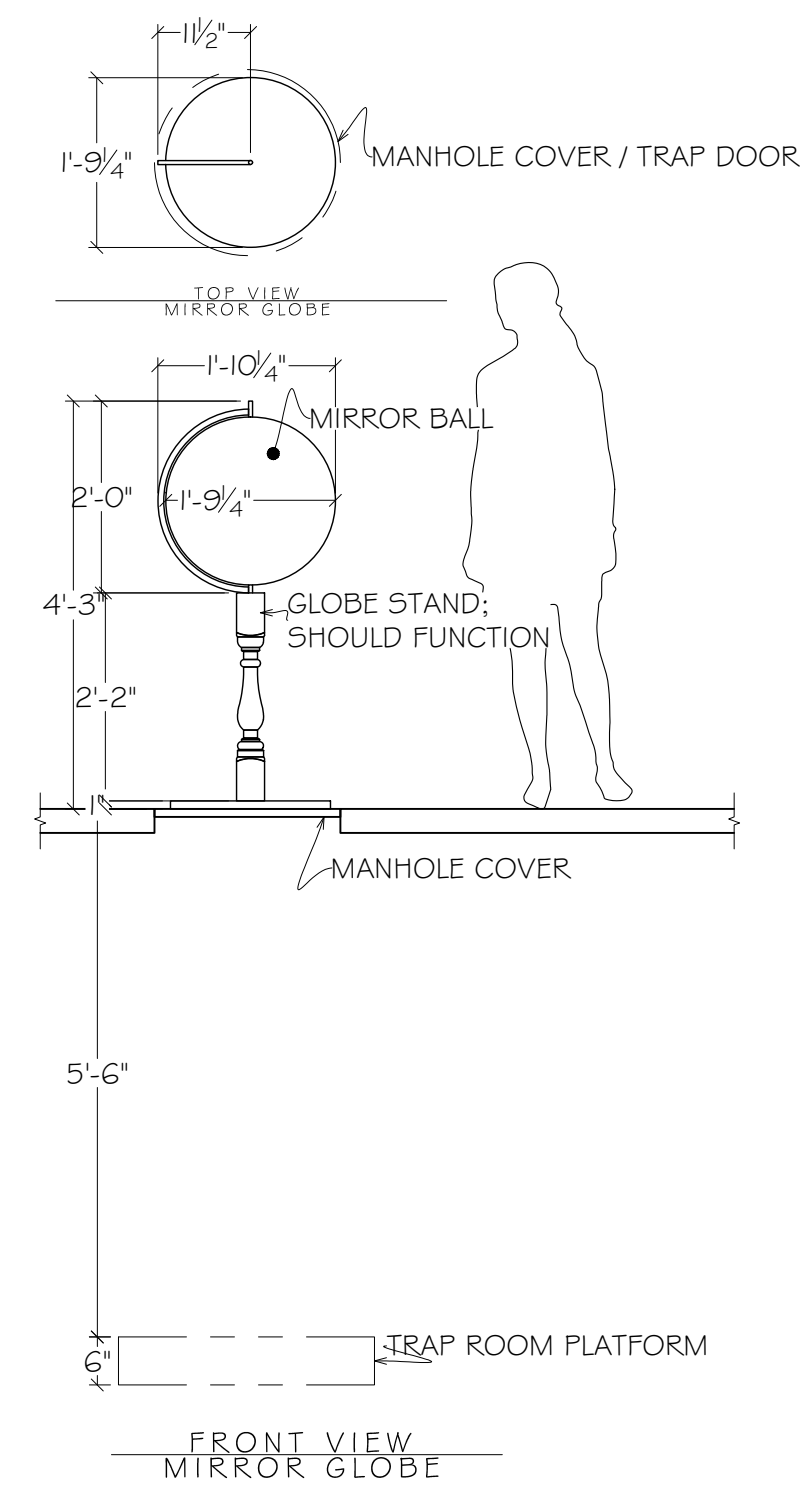
SCALE: 1" = 1'-0"
 DRWG: RACHEL ROSE BURKE
 DATE: 08/16/2021
 REVISION(S):

DRAWING TITLE
VISQUEEN PANELS

SHEET NO.
6

**THE WELL OF
HORNINESS**

- NOTES:**
1. CONFIRM SIZE OF MANHOLE COVER-GLOBE MUST FIT THROUGH TRAP DOOR
 2. GLOBE SURFACE SHOULD BE A MIRROR BALL TEXTURE
 3. GLOBE SHOULD SPIN
 4. GLOBE WILL BE LIFTED OUT OF TRAP ROOM AND ONTO THE DECK



- NOTES:**
1. DO WE HAVE STREET LAMPS IN STOCK? IF SO-ARE THERE PICTURES? HOW TALL ARE THEY?
 2. NEED/BUILD 2
 3. MUST LIGHT UP

ALL MATERIALS, CONSTRUCTION AND FINISHES MUST COMPLY WITH THE MOST STRINGENT APPLICABLE FEDERAL AND LOCAL SAFETY CODES.

THIS DRAWING AND ALL THE IDEAS, ARRANGEMENTS, DESIGNS AND PLANS CONTAINED HEREIN OR REPRESENTED THEREBY ARE OWNED AND REMAIN THE PROPERTY OF THE DESIGNER, AND HAVE BEEN CREATED AND DEVELOPED FOR USE ON, AND IN CONNECTION WITH, THE PROJECT SPECIFIED. NEITHER THIS DRAWING NOR ANY OF SUCH IDEAS, ARRANGEMENTS, DESIGNS OR PLANS SHALL BE APPROPRIATED BY OR DISCLOSED TO ANY PERSON, FIRM OR CORPORATION FOR ANY USE WHATSOEVER, EXCEPT BY SPECIFIC AND WRITTEN PERMISSION OF THE DESIGNER.

WRITTEN DIMENSIONS ON DRAWINGS SHALL HAVE AUTHORITY OVER SCALED CONSTRUCTION AND MANUFACTURERS SHALL VERIFY AND BE RESPONSIBLE FOR ALL DIMENSIONS AND CONDITIONS ON THE JOB, AND SHALL INFORM THE DESIGNER OF ALL VARIATIONS FROM DRAWINGS PRIOR TO PERFORMING THE WORK. THE DESIGNER SHALL FIRST SEE AND APPROVE CONTRACTOR'S FULL-SIZE DETAILS BEFORE ANY FABRICATION IS BEGUN.

THESE DRAWINGS REPRESENT VISUAL CONCEPTS AND CONSTRUCTION SUGGESTIONS ONLY. THE DESIGNER AND HIS/HER EMPLOYEES AND ASSISTANTS ARE NOT QUALIFIED TO DETERMINE THE STRUCTURAL APPROPRIATENESS OF THESE DECISIONS, AND WILL NOT ASSUME RESPONSIBILITY FOR IMPROPER ENGINEERING, CONSTRUCTION AND/OR HANDLING OF THE SCENERY REPRESENTED HEREIN.

SCALE: 1/2" = 1'-0"
 DRWG: RACHEL ROSE BURKE
 DATE: 08/16/2021
 REVISION(S):

DRAWING TITLE
GLOBE & STREET LAMPS

SHEET NO.